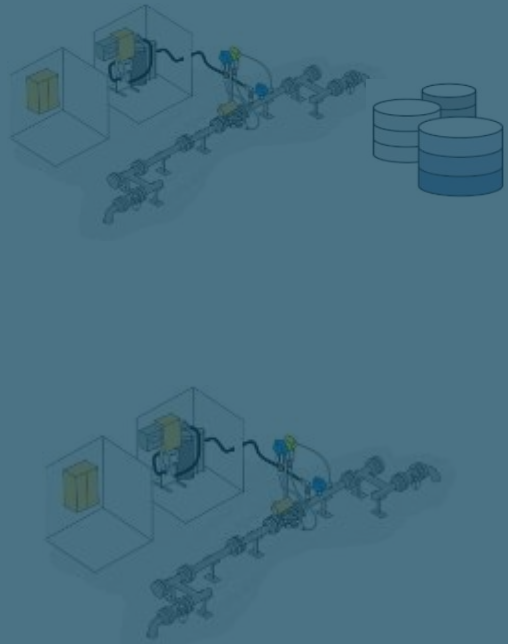


C-SMART

MEASUREMENT TECHNOLOGY



Why we do, What we do ?

Our Mission




With **C-Smart** we enhance the accuracy of your natural gas measurement systems with the following:

- Real-time monitoring.
- Alerts via email and SMS, along with live data analysis.
- Identify errors, mitigate risks, and reduce gas losses.
- Cut costs by preventing false alarms, eliminating manual inspections, and ensuring accountability in gas transfers.

What ?

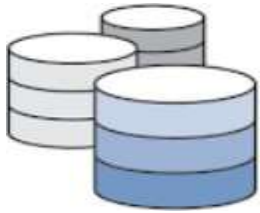
Measurement Solutions



C-SMART Analytics is perfectly suited for natural gas users, including power plants, refineries, large industrial facilities, and pipeline companies. This monitoring system enables operators to effectively manage measurement risks through a secure, cloud-based platform while reducing operational expenses.

C-SMART Analytics serves as a cloud-based or enterprise solution that integrates seamlessly with your measurement diagnostics data sources.

Continuous monitoring supports system & balance optimization



C-SMART integrates seamlessly with your existing measurement and SCADA databases.



Consolidates your system balance and flow data, such as pressures, temperatures, and gas compositions, into a single BB optimized for system balance analysis.

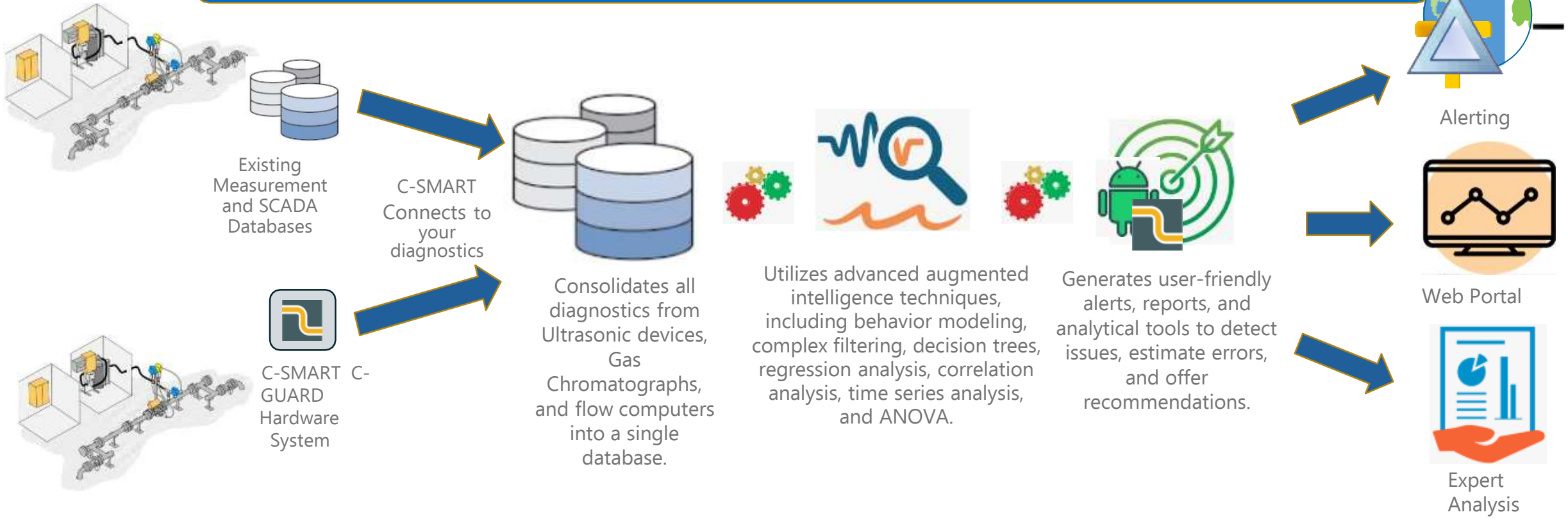


Develops advanced relational data analysis tools, enabling the evaluation of station and meter flow data for system balances or any other data groupings



It offers a fast, intuitive, and robust web interface for analyzing the web portal.

Live tracking improves error management & optimization



What is C-SMART
Expertise

SOFTWARE OPTIONS

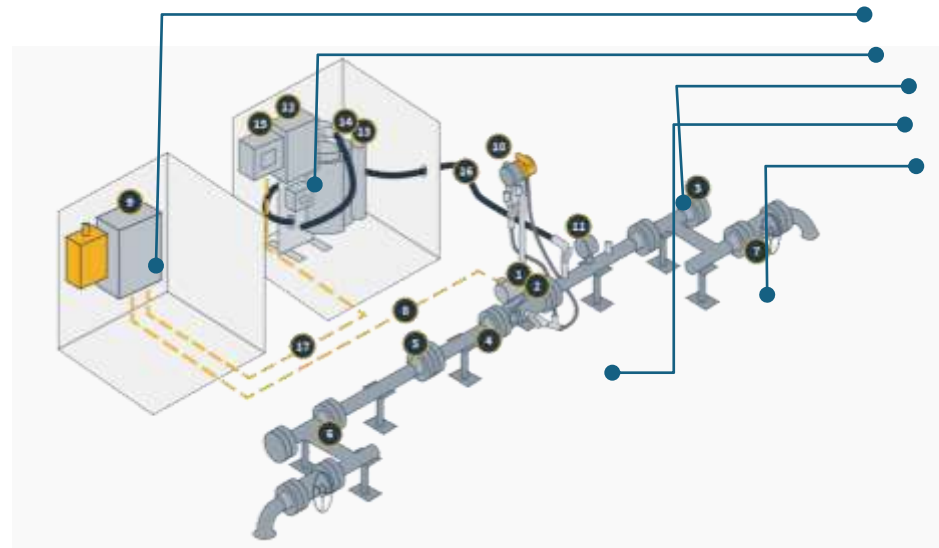
C-SMART Basic: Meter Diagnostics | C-SMART Complete: Meter Diagnostics | C-SMART Balance

HARDWARE

Data Collection | Live Monitoring & Analysis

ONSITE

Installation | Commissioning | Trouble Shooting



Flow
Computer
Gas
Chromatograph
Pressure
Ultrasonic
Meter
Temperature

- Verifies USM configuration and calculations.
- Detects issues with the USM transducer and electronics.
- Identifies problems with control valves or ultrasonic noise.
- Detects contamination and liquid presence.
- Spots blockages and debris in the meter tube.
- Assesses installation impacts.
- Detects leaks in isolation valves.
- Evaluates communication between the USM and flow computer.
- Inspects the pressure transmitter.
- Inspects the temperature transmitter.
- Ensures the GC is auto-calibrating.
- Confirms the GC is not in hold mode.
- Identifies common GC calibration issues.
- Diagnoses problems with GC electronics.
- Identifies issues in the GC sampling system.
- Verifies communication between the GC and flow computer.
- Reviews flow computer calculations, including standard flow, energy, and super-compressibility.

Note: Equipment shown in golden color indicates the optional CEESi Guard hardware.

What is C-SMART Expertise

SOFTWARE OPTIONS

C-SMART Basic: Meter Diagnostics | C-SMART
Complete: Meter Diagnostics | C-SMART Balance

HARDWARE

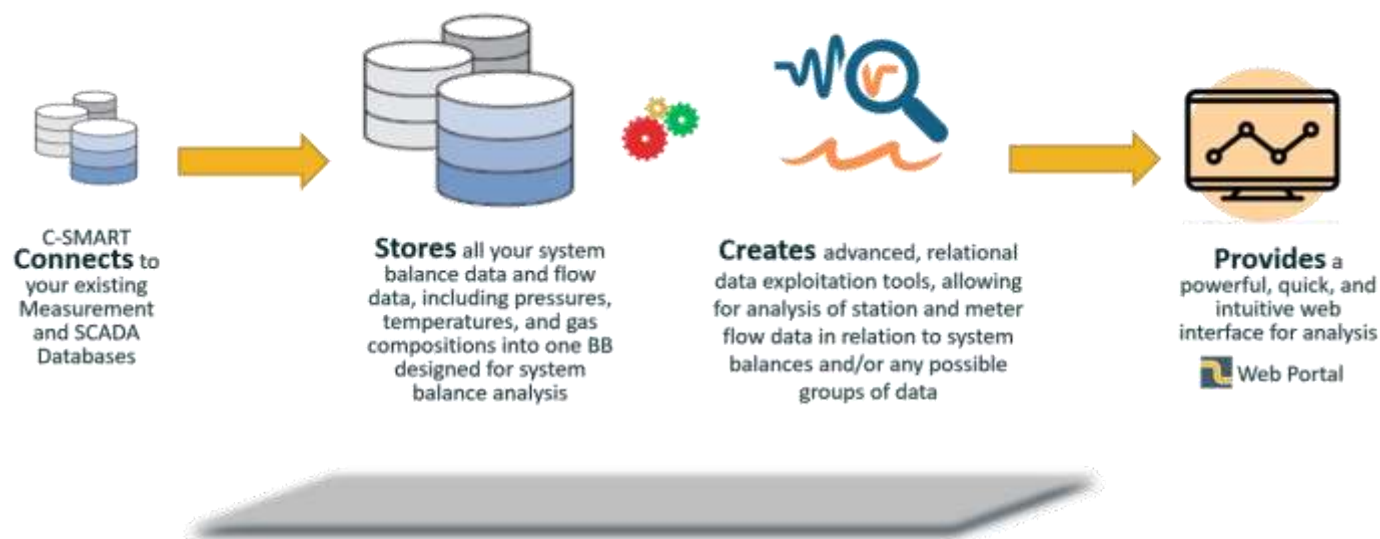
Data Collection | Live Monitoring & Analysis

ONSITE

Installation | Commissioning | Trouble Shooting

C-SMART Meter Diagnostic Solution

“Leverage all of your metering diagnostics”



Live monitoring enabling error & management optimization

What is C-SMART Expertise

SOFTWARE OPTIONS

C-SMART Basic: Meter Diagnostics | C-SMART Complete: Meter Diagnostics | C-SMART Balance

HARDWARE

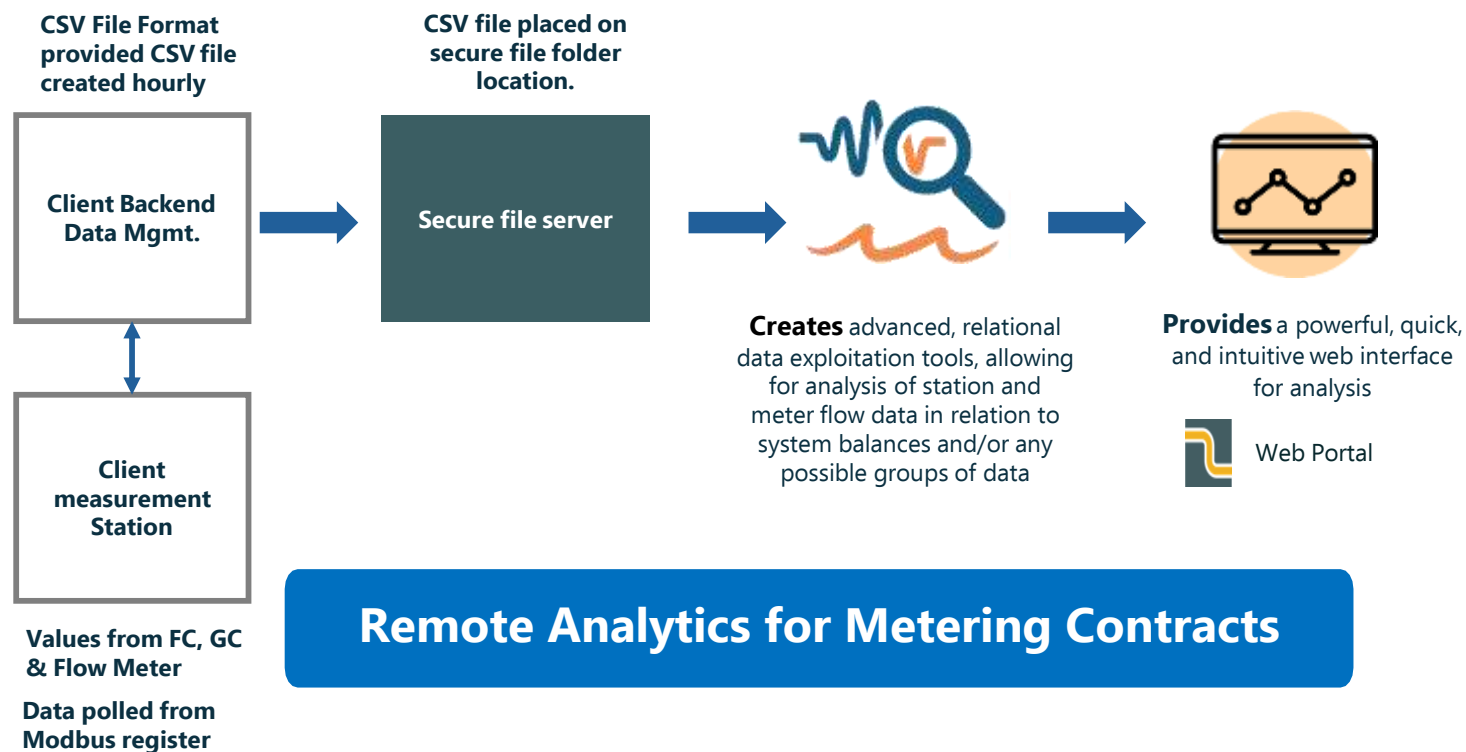
Data Collection | Live Monitoring & Analysis

ONSITE

Installation | Commissioning | Trouble Shooting

C-SMART Report Analytics Solution

“Advance System Report Analysis Tools”



Remote Analytics for Metering Contracts

WHY C-SMART MEASUREMENT ANALYTICS



WEB BASED | MEASURE ERRORS | REDUCE RISK | MINIMIZE LAUF | DECREASE COST


Cloud Based Offers exceptional continuous remote monitoring for natural gas facilities while removing the need for manual networking.

Report Based Consolidates your measurement diagnostics into a single database, providing automated analyses and real-time alerts for diagnostics and issues.

Why C-SMART Analytics

C-SMART Analytics provides remote and continuous monitoring of your natural gas measurement systems, enabling you to:

- Set custom operating ranges.
- Record database information on an hourly basis.
- Rapidly analyze data, identify trends, and uncover correlations.
- Optimize and prioritize site visits.



Events
identified



Average
resolution
time



Impact
(avg. est. error
in Mscf/d)



LAUF

JAN 2020



METERING ANALYSIS GAS TRANSMISSION



PROJECT : Gas Transmission Company

SCOPE : Launch the C-SMART comprehensive monitoring service for a facility averaging 311 MMSCF/day across two stations, each with two-meter runs.

Month	Error			ROI value	
2020	%	MSCF/m	\$ @ \$2/MSCF	ROI %	
Jan	0.04%	2,928	\$5,856	NPV	494%
Feb	0.00%	0	50	IRR	130,034
Mar	0.00%	0	50		64%
Apr	0.00%	0	50		
May	0.00%	0	50		
Jun	0.29%	27,438	\$54,876		
Jul	0.20%	17,670	\$35,340		
Aug	0.24%	25,200	\$50,400		
Sep	0.00%	0	50		
Total	0.10%	73,236	\$146,472		

Issue	Percentage of sites	Events per year	Resolutions days (avg)	Impact (MUSD)
USM transducer and electronics	8%	11	11	122,000
Flow computers	9%	7	49	360,000
Debris, liquids, or contamination in USM	2%	9	40	111,000
Pressure and temperature transmitters	3%	6	28	80,000
Chromatographs	13%	17	11	77,000
Total	25%	50	30	6,100



THANK YOU

Eximp Measurement Private Limited Our Contact

Contact us today to find your perfect solution.



Registered Office

426, Mandakini Enclave
Alaknanda, New Delhi
South Delhi-110019



Phone & Email

+91 20 27654694
empl@eximpinc.com



Operations

Sector-10 Plot No 145 &146,
PCNTDA, Bhosari Pune-411026
Maharashtra India



Projects Office

3rd Floor, Plot No. 17, Sangath
Bungalows, Off Sama Savali Road,
Vadodara – 390008

